

The Kairo Hub

A platform by Kairo Creations offering resources, insights, and solutions for businesses and developers.



2026



Presented by
Team Kairo Creations

hello@kairocreations.com

www.kairocreations.com

Bengaluru, Karnataka

Introduction to Website Launch Checklist



A **Website Launch Checklist** is a **structured framework** used to ensure that **all critical aspects of a website** are **reviewed, tested,** and **optimized** before going live. It helps **organizations** avoid **technical issues,** **improve user experience,** **maintain brand consistency,** and **maximize launch success.**

By following a systematic launch process, businesses can confidently release their website while minimizing risks and ensuring a professional online presence.



Purpose and Benefits



A Website Launch Checklist helps teams verify that the website is fully functional, optimized, secure, and ready for visitors.

Benefit	Description
Reduced Launch Risks	Identifies issues before the website goes live
Better User Experience	Ensures smooth navigation and functionality
Improved Performance	Optimized websites load faster and perform better
Stronger Brand Image	Creates a professional first impression
Enhanced Security	Protects user data and website assets
Higher Conversion Potential	Visitors can complete desired actions easily

Business Impact

- Increased customer trust and credibility
- Improved engagement and conversions
- Reduced post-launch maintenance issues

Pre-Launch Planning



Proper planning ensures a successful and organized launch process.

Areas to Review:

Objectives & Goals

- Website purpose clearly defined
- Success metrics established
- Business goals aligned

Stakeholder Approval

- Design approval
- Content approval
- Final sign-off obtained

Launch Timeline

- Go-live date confirmed
- Team responsibilities assigned
- Backup plans prepared



Key Questions

- Are launch goals clearly defined?
- Have all stakeholders approved the website?
- Is the launch schedule finalized?

Design & Branding Review




A consistent design reinforces trust and brand recognition.

Areas to Evaluate

Brand Consistency

- Logo placement
- Brand colors
- Typography standards



Visual Quality

- High-quality images
- Proper spacing and alignment
- Consistent design elements

User Interface

- Clear navigation
- Effective call-to-action buttons
- Professional appearance

Review Questions

- Does the website align with the brand identity?
- Are visual elements consistent across pages?
- Is the interface intuitive and attractive?

Content & Functionality Readiness Check



This stage ensures that all website content is complete, accurate, and ready for users while verifying that all technical features function correctly. Reviewing both content and functionality before launch helps deliver a seamless user experience, reduces errors, and ensures visitors can easily access information and complete desired actions without issues.

Key Areas:

- Content accuracy and completeness
- Grammar and spelling review
- Link verification
- Navigation testing
- Forms and interactive features
- Error handling and 404 pages
- Media and asset loading verification

Performance optimization ensures the website loads quickly, responds smoothly, and delivers a reliable user experience across all devices. By optimizing page speed, Core Web Vitals, images, code, caching, and server performance, organizations can improve user satisfaction, reduce bounce rates, enhance search engine visibility, and support higher engagement and conversion rates.

SEO Readiness Verification



SEO preparation helps search engines discover and rank the website.

Areas to Evaluate:

Metadata

- Title tags added
- Meta descriptions created
- Open Graph tags configured

Search Engine Setup

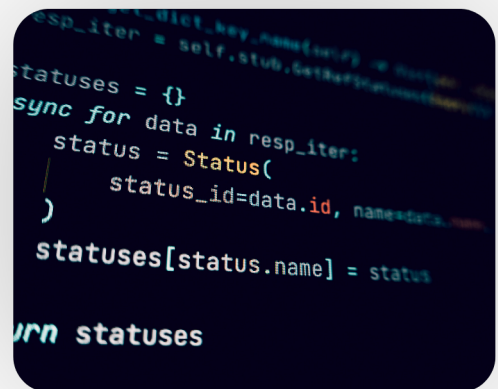
- XML sitemap generated
- Robots.txt configured
- Search engine indexing enabled

Content Optimization

- Keywords optimized
- Image alt text added
- Clean URL structure

Objectives

- Improve discoverability
- Enhance search visibility
- Prepare for organic growth



Technical Validation & Testing



A website should be thoroughly tested before launch to ensure it performs reliably, remains secure, and provides a consistent experience across devices and browsers.

Verify

- Mobile responsiveness
- Cross-browser compatibility
- Page speed and performance
- Security configurations
- Analytics tracking
- Forms and integrations



Importance

- Improves user experience
- Reduces technical issues
- Protects website data
- Ensures accurate reporting

Technical Accuracy

- Consistent functionality
- Reliable data collection
- Secure user interactions

Key Questions

- Is the website working properly on all devices and browsers?
- Are performance and security optimized?
- Are tracking tools and integrations functioning correctly?

User Experience Review



The website should provide a smooth and intuitive experience.

Review Areas:

Navigation

- Easy page discovery
- Logical menu structure

Accessibility

- Readable content
- Keyboard navigation
- Alt text support

Conversion Paths

- Clear CTAs
- Simple checkout or inquiry process

Objectives

- Increase engagement
- Improve usability
- Encourage conversions



Website Launch Checklist



Planning & Strategy

- ✔ Website goals defined
- ✔ Launch timeline finalized
- ✔ Stakeholder approvals completed

Design & Content

- ✔ Branding consistency verified
- ✔ Content finalized and proofread
- ✔ Images and media optimized
- ✔ Placeholder content removed

Technical Verification

- ✔ Links and navigation tested
- ✔ Cross-browser compatibility tested
- ✔ Mobile responsiveness verified
- ✔ Forms, integrations functioning correctly

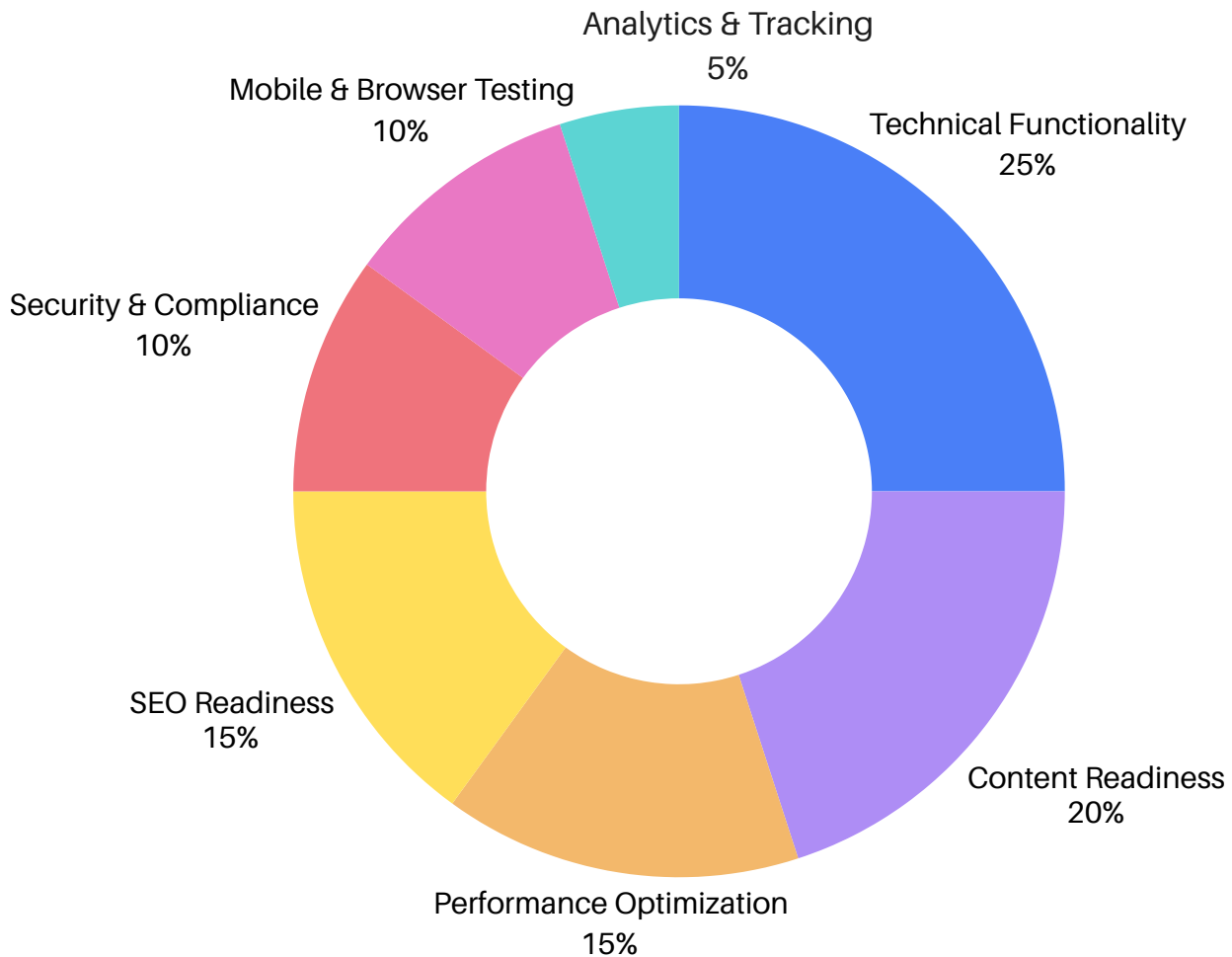
Security & Tracking

- ✔ SSL certificate active
- ✔ HTTPS enabled
- ✔ Conversion tracking verified
- ✔ Backup system configured

Website Launch Scoring Matrix



The following Website Launch Checklist highlights the key areas that should be reviewed and verified before a website goes live to ensure a smooth, secure, and successful launch.



Best Practices



Adhering to best practices helps ensure a smooth website launch, minimizes risks, and supports a positive user experience.

Conduct Multiple Testing Rounds

Perform comprehensive testing throughout the development process to identify and resolve issues before launch.

Prioritize User Experience

Ensure navigation, content, and key user journeys are intuitive, accessible, and easy to complete.

Verify All Integrations

Test forms, analytics, payment systems, CRM connections, and third-party tools to ensure proper functionality.

Monitor Post-Launch Performance

Track website performance, user behavior, and technical issues immediately after launch to address problems quickly.

Maintain Backup and Recovery Plans

Establish backup procedures and recovery strategies to minimize downtime and protect website data.

Conclusion

A Website Launch Checklist provides a comprehensive framework for ensuring a successful website deployment. By reviewing planning, content, functionality, SEO, performance, security, and user experience, organizations can confidently launch websites that are reliable, optimized, and ready to support business objectives.



Driving Growth Through
Technology.

A structured launch process minimizes risks, improves visitor satisfaction, and creates a strong foundation for future growth and digital success.



Ensures Launch Readiness



Reduces Risks



Improves User Experience



Supports Business Growth

Your Next Digital Success Starts Here

Whether you're launching a startup, scaling an established business, or driving digital transformation, Kairo is ready to help. Our team combines strategy, design, and engineering expertise to deliver solutions that create lasting value and measurable growth.



Ready to Take Your Business Online?



Presented by
Team Kairo Creations

hello@kairocreations.com

www.kairocreations.com

Bengaluru, Karnataka