

The Kairo Hub

A platform by Kairo Creations offering resources, insights, and solutions for businesses and developers.



2026



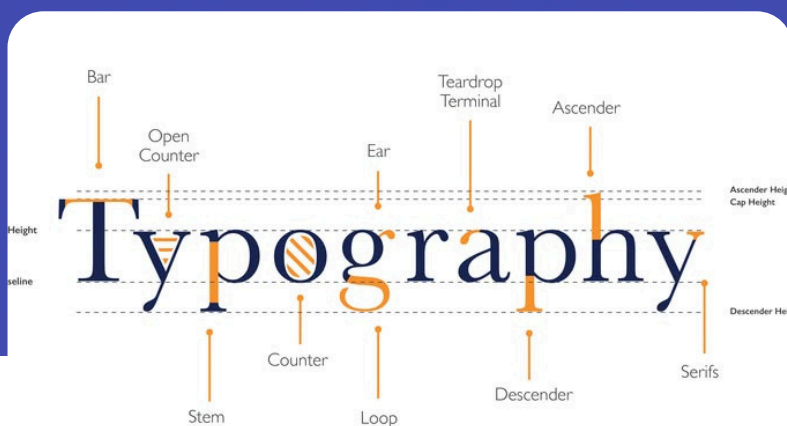
Presented by
Team Kairo Creations

hello@kairocreations.com

www.kairocreations.com

Bengaluru, Karnataka

Introduction to Typography Guide



A Typography Guide is a structured framework that defines how text should be presented across digital products, websites, applications, and marketing materials. It establishes standards for font selection, hierarchy, spacing, readability, and consistency to create a cohesive user experience.

Effective typography improves communication, strengthens brand identity, enhances usability, and helps users quickly understand and engage with content.



Typography Fundamentals



Typography is the art and practice of arranging text to improve communication and visual appeal.

Core Elements

Typeface

The overall design of a font family.

Font

A specific style and weight within a typeface.

Font Weight

The thickness of characters.

Letter Spacing

The space between characters.

Line Height

The vertical spacing between lines of text.



Key Questions

- Is the typography easy to read?
- Does it support the intended message?
- Is it consistent across the experience?

Font Selection Guidelines



Choosing the right fonts is critical for readability and branding.

Areas to Review

Brand Alignment

- Reflects brand personality
- Supports visual identity

Readability

- Clear character shapes
- Easy to read at various sizes

Compatibility

- Works across devices and browsers
- Supports required languages



Objectives

- Maintain consistency
- Enhance readability
- Strengthen brand presence

Line Height & Spacing Guidelines



Proper spacing improves readability and visual balance.

Areas to Evaluate

Line Height


- Comfortable reading experience
- Prevents crowded text

Paragraph Spacing

- Clear separation between content blocks

Letter Spacing

- Improves legibility where necessary



Objectives

- Improve readability
- Create visual consistency
- Enhance content flow

Digital & Web Typography Best Practices



Digital typography requires additional considerations.

Areas to Review

Web Font Performance


- Optimized font loading
- Minimal performance impact

Font Fallbacks

- Alternative fonts configured

Cross-Browser Rendering

- Consistent appearance across browsers



Benefits

- Better visual structure
- Improved readability
- Consistent presentation

Typography Checklist



Font Selection

- ✔ Approved fonts selected
- ✔ Readability tested
- ✔ Brand alignment verified
- ✔ Font weights standardized

Hierarchy

- ✔ H1, H2, H3 styles defined
- ✔ Caption styles established
- ✔ Body text standardized
- ✔ Visual hierarchy clearly maintained

Readability

- ✔ Adequate font sizes used
- ✔ Sufficient contrast maintained
- ✔ Proper line height applied
- ✔ Paragraph spacing optimized

Consistency

- ✔ Typography styles documented
- ✔ Design system compliance verified
- ✔ Font usage standardized
- ✔ Consistent spacing and alignment maintained

Best Practices



Prioritize Readability

Typography should always support easy reading and content comprehension.

Maintain Consistency

Use a defined typography system throughout all interfaces and materials.

Establish Clear Hierarchy

Differentiate content levels through size, weight, and spacing.

Design for Accessibility

Ensure typography remains usable for all audiences.


Optimize for Multiple Devices

Create responsive typography that adapts to various screen sizes.

Conclusion



A Typography Guide provides a structured approach to creating consistent, readable, and accessible text experiences across digital products and brand materials. By defining standards for font selection, hierarchy, spacing, responsiveness, and accessibility, organizations can improve communication effectiveness and strengthen visual identity.



Driving Growth Through
Technology.

Well-executed typography enhances user experience, reinforces brand consistency, and ensures that content remains clear and engaging across all platforms.



Improves Readability



Strengthens Brand Identity



Enhances User Experience



Ensures Consistency and Accessibility





Your Next Digital Success Starts Here

Whether you're launching a startup, scaling an established business, or driving digital transformation, Kairo is ready to help. Our team combines strategy, design, and engineering expertise to deliver solutions that create lasting value and measurable growth.




Ready to Take Your Business Online?



hello@kairocreations.com

www.kairocreations.com

Bengaluru, Karnataka



Presented by
Team Kairo Creations